








Home
About Knauf Insulation
Applications
Products
 Building Insulation
 Commercial & Industrial
 Air Handling Insulation
 Pipe and Equipment Insulation
▶ Knauf 1000° Pipe Insulation
▶ Proto PVC Fitting Covers
▶ Knauf KwikFlex Pipe & Tank
▶ Knauf Pipe & Tank Insulation
▶ Knauf Insulation Board
▶ Knauf Friendly Feel Duct Wrap
▶ Knauf ET Batt and HD Blanket
▶ Knauf ET Blanket
▶ Knauf ET Board
▶ Knauf ET Panel
 Marine Insulation
 Metal Building Insulation
 OEM Insulation
Material Safety Data Sheets (MSDS)
Knauf Insulation Fiber Glass Products One-Year Warranty
Basics of Insulation
Create a Better Environment
Web Links
Case Studies
Literature
News
Employment Opportunities
Contacts

Knauf Pipe & Tank Insulation

Submittal MSDS Guide Specifications

Description

Knauf Pipe and Tank Insulation is a semi-rigid fiber glass board in roll form faced with a factory-applied FSK or ASJ vapor retarder, or a glass mat facing. The glass fibers are adhered perpendicular to the jacketing for flexibility and easy installation.

Application

Knauf Pipe and Tank Insulation is typically used on tanks, vessels and large-diameter pipes. It can be used for any curved or irregular surfaces that require finished characteristics of rigid fiber glass insulation.

Features and Benefits

Excellent Thermal Properties

- Low thermal conductivity ratings to 850°F (454°C).

Low-Cost Installation

- Flexible.
- Easy to handle and fabricate.

Inventory Savings

- No need to stock multiple sizes.
- Various thicknesses available to meet all your pipe and tank insulation needs.

Resists Damage

- Tough and durable.
- Resists damage in shipment and during and after installation.

Resists Microbial Growth

- Does not promote the growth of fungi or bacteria.
- Will not rot or sustain vermin.

Non-Corrosive

- Will not accelerate corrosion of aluminum, steel or copper.

Specification Compliance

- ASTM C 795
- NRC 1.36
- MIL-I-24244C
- ASTM C 1136
 - Type I, II, III, IV (ASJ)
 - Type II, IV (FSK)
- HH-B-100B (jackets)
 - Type I and II (ASJ)
 - Type II (FSK)
- HH-I-558C; Form A, Class 3

Technical Data

Temperature Range (ASTM C 411)



Website Options

Language

[English \(United States\)](#)
[français \(Canada\)](#)

Links To Other Country Sites

Search

Latest News

International

www.knaufinsulation.com
www.knauf.com

- Operating Temperature to 850°F (454°C).

Compressive Strength (ASTM C 165)

- Not less than 150 PSF (7.18 kPa) at 10% deformation for 2" (51 mm) thickness.
- Not less than 275 PSF (13.2 kPa) at 10% deformation for 3" (76 mm) thickness.

Water Vapor Transmission (ASTM E 96, Procedure A)

- Both FSK and ASJ vapor retarders have a maximum water vapor transmission rate of .02 perms.

Puncture Resistance (TAPPI Test T803) (Beach Units)

- FSK facing: 25
- ASJ facing: 50

Surface Burning Characteristics

- Does not exceed 25 Flame Spread, 50 Smoke Developed when tested in accordance with ASTM E 84, NFPA 255 and UL 723.

Linear Shrinkage (ASTM C 356)

- Negligible.

Precautions

- ASJ and FSK jackets should not be used if outer-surface temperature exceeds 150°F (66°C)
- During initial heat-up to operating temperatures above 350°F (177°C), a slight odor and some smoke may be given off as a portion of the bonding material used in the insulation begins to undergo and controlled decomposition.
- If natural convection is not adequate in confined areas, forced ventilation should be provided in order to protect against any harmful fumes and vapors that might be generated.
- Care must also be taken when using sealants, solvents, or flammable adhesive during installation.

Storage

- Protect stored insulation from water damage and other abuse.
- Protect from welding sparks and open flame.
- Cartons are not designed for outside storage.

THERMAL EFFICIENCY (ASTM C 177)

Mean Temperature	Mean Temperature (SI)	k	k (SI)
100°F	38°C	.26	.037
200°F	93°C	.35	.050
300°F	149°C	.45	.065
400°F	204°C	.57	.082
500°F	260°C	.75	.108

FORMS AVAILABLE

Thickness	Width*	Length
1" (25 mm)	36" (914 mm)	48' (14.63 m)
1/2" (38 mm)	36" (914 mm)	32' (9.75 m)
2" (51 mm)	36" (914 mm)	24' (7.32 m)
2 1/2" (64 mm)	36" (914 mm)	19' (5.79 m)
3" (76 mm)	36" (914 mm)	16' (4.88 m)
3 1/2" (89 mm)	36" (914 mm)	14' (4.67 m)
4" (102 mm)	36" (914 mm)	12' (3.66 m)

*Cut-to-length sizes also available